



# KEY FIGURES 2022


CROATIA



The Brewers of Europe

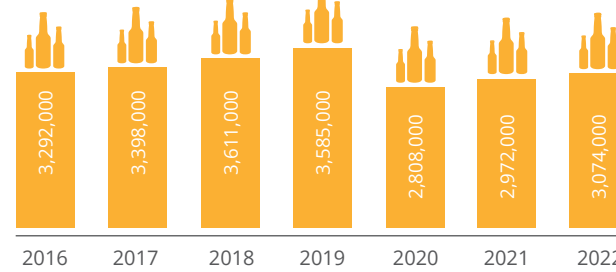
## PRODUCTION

(HECTOLITRES)



## CONSUMPTION

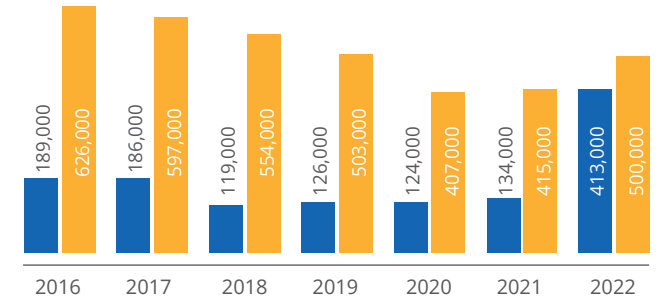
(HECTOLITRES)



## EXPORTS

(HECTOLITRES)

INTRA EU  
EXTRA EU

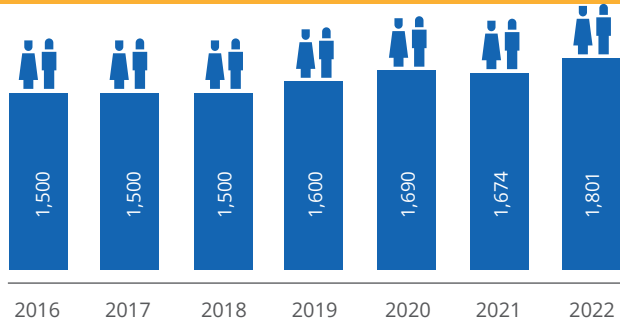


CONSUMPTION  
ON-TRADE VS OFF-TRADE  
40% | 60%

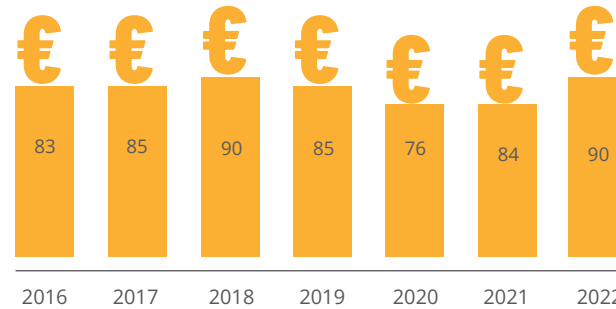


CONSUMPTION  
PER CAPITA

79 LITRES / YEAR



## DIRECT EMPLOYMENT

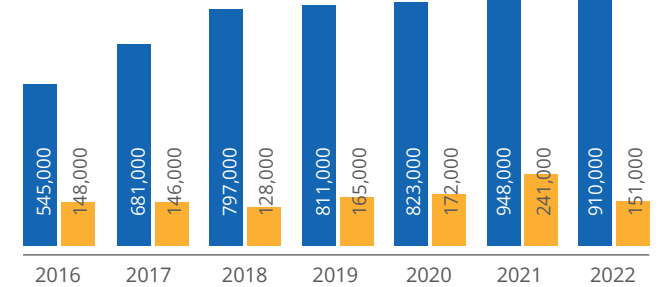


## EXCISE DUTY REVENUE (MILLION €)



## IMPORTS

(HECTOLITRES)



## NUMBER OF ACTIVE BREWERIES

# 109