
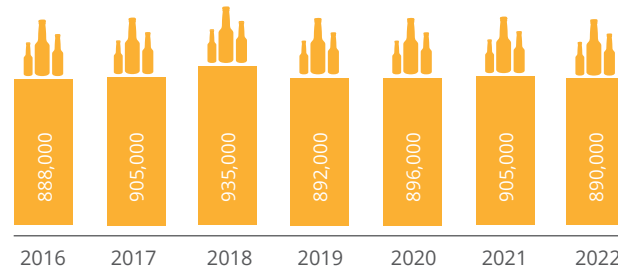


**PRODUCTION** (HECTOLITRES)



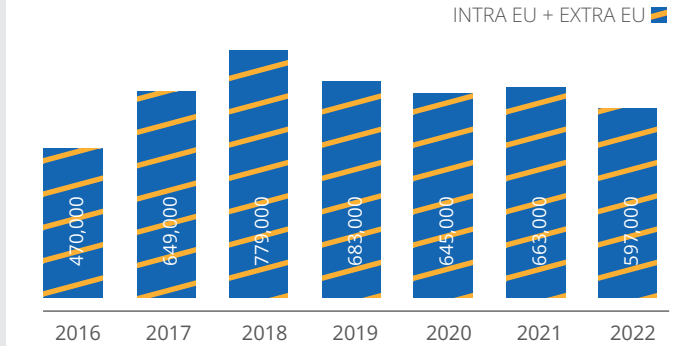
*Estonian 'beer' comprises alcohol-free beer, non-alcohol and low alcohol beers*

**CONSUMPTION** (HECTOLITRES)

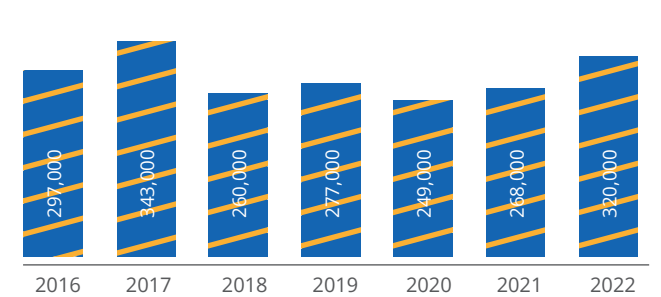


*Estonian 'beer' comprises alcohol-free beer, non-alcohol and low alcohol beers*

**EXPORTS** (HECTOLITRES)



**IMPORTS** (HECTOLITRES)



**CONSUMPTION ON-TRADE VS OFF-TRADE**  
7% | 93%

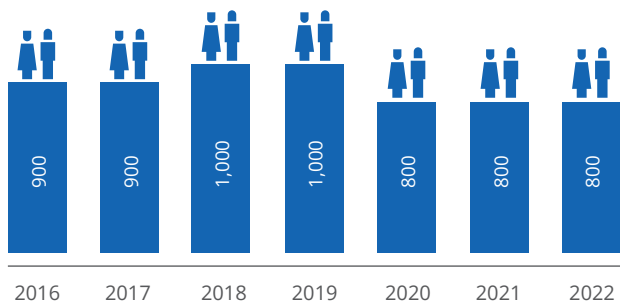


**CONSUMPTION PER CAPITA**

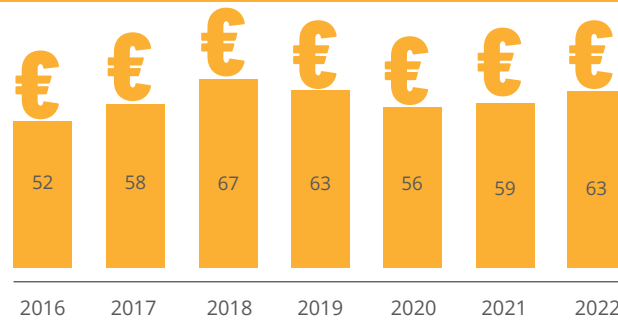
**79 LITRES / YEAR**



*As from 2012 calculation on 15+ years of age*



**DIRECT EMPLOYMENT**



**EXCISE DUTY REVENUE**  
(MILLION €)

**NUMBER OF ACTIVE BREWERIES**

**40**