


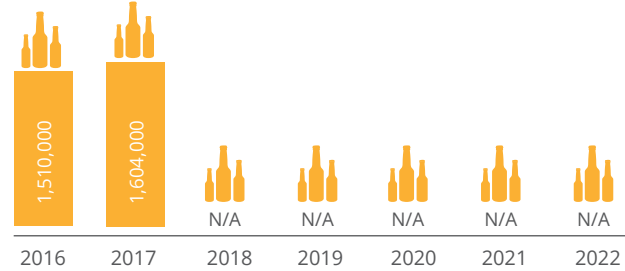
# KEY FIGURES 2022

LATVIA

## PRODUCTION (HECTOLITRES)



## CONSUMPTION (HECTOLITRES)



## EXPORTS (HECTOLITRES)



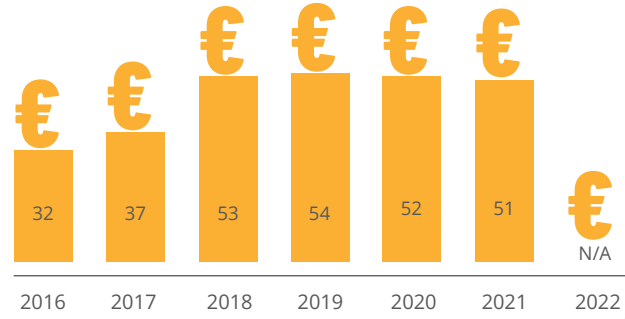
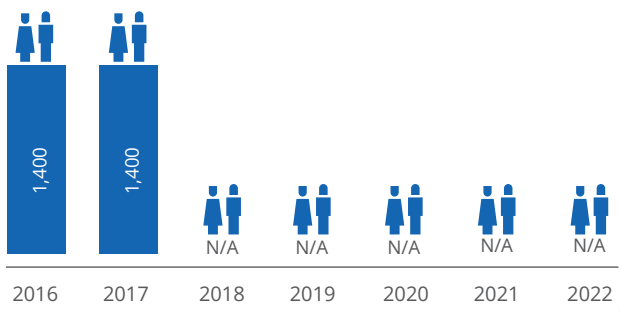
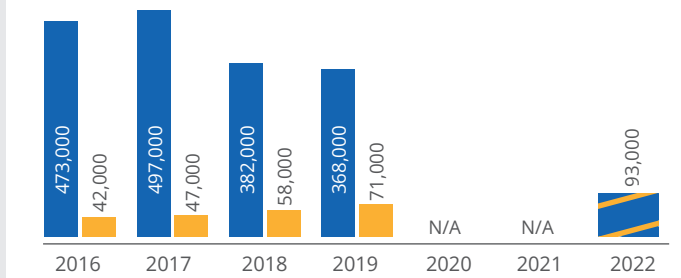

**CONSUMPTION ON-TRADE VS OFF-TRADE**


N/A % | N/A %


**CONSUMPTION PER CAPITA**


N/A LITRES / YEAR

## IMPORTS (HECTOLITRES)



**NUMBER OF ACTIVE BREWERIES**

N/A

## DIRECT EMPLOYMENT

## EXCISE DUTY REVENUE (MILLION €)