



KEY FIGURES 2022

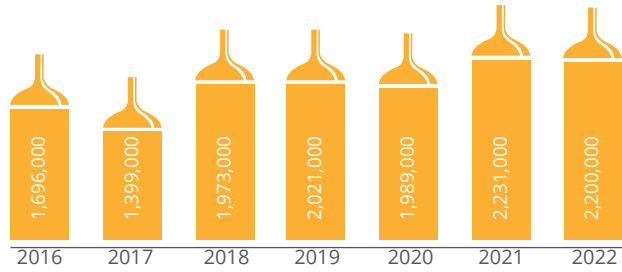
SLOVENIA



The Brewers of Europe

PRODUCTION

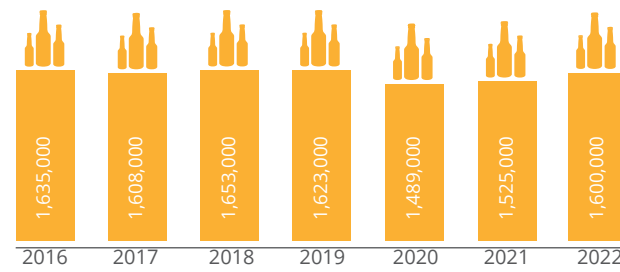
(HECTOLITRES)



Data does not cover craft brewer production which represents less than 1% of the market. Slovenian 'beer' comprises alcohol-free beer, non-alcohol and low alcohol beers and beer mixes (including Radlers).

CONSUMPTION

(HECTOLITRES)

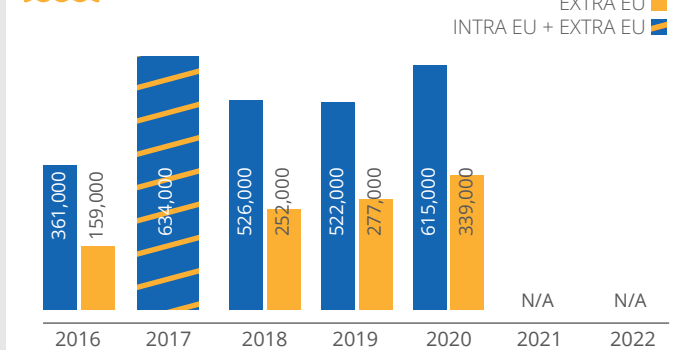


Data does not cover craft brewer production which represents less than 1% of the market. Slovenian 'beer' comprises alcohol-free beer, non-alcohol and low alcohol beers and beer mixes (including Radlers).



EXPORTS

(HECTOLITRES)



CONSUMPTION ON-TRADE VS OFF-TRADE

N/A% | N/A%

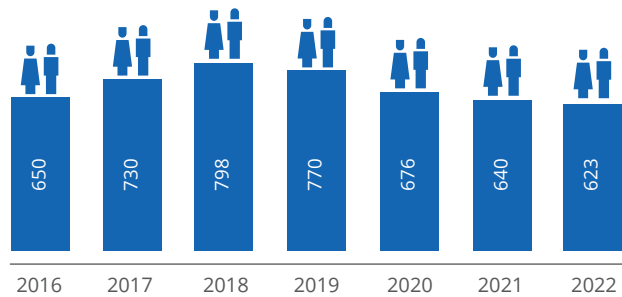


CONSUMPTION PER CAPITA

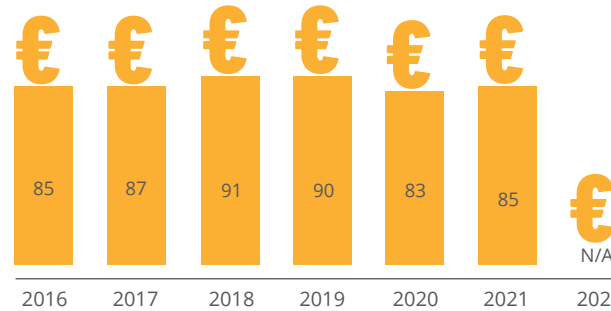
76 LITRES / YEAR



On total population basis



DIRECT EMPLOYMENT

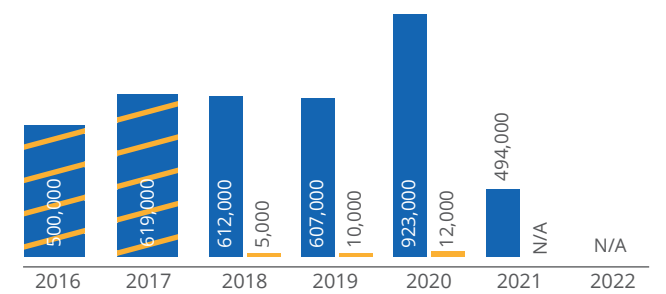


EXCISE DUTY REVENUE (MILLION €)



IMPORTS

(HECTOLITRES)



NUMBER OF ACTIVE BREWERIES

99