



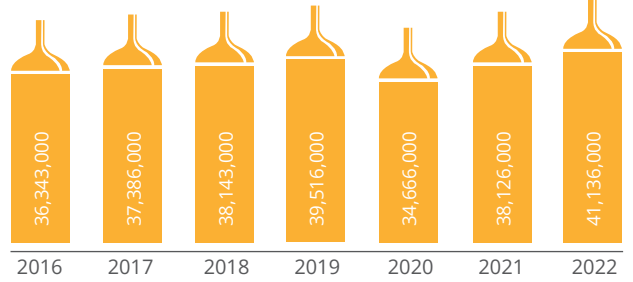
KEY FIGURES 2022

SPAIN



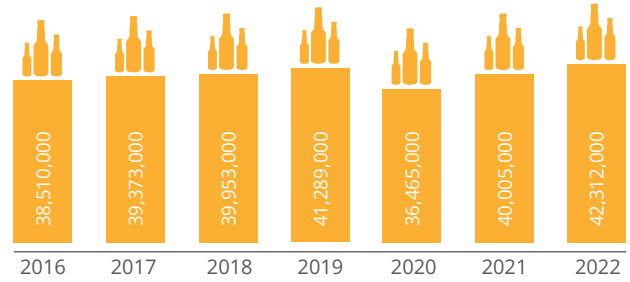
The Brewers of Europe

PRODUCTION (HECTOLITRES)



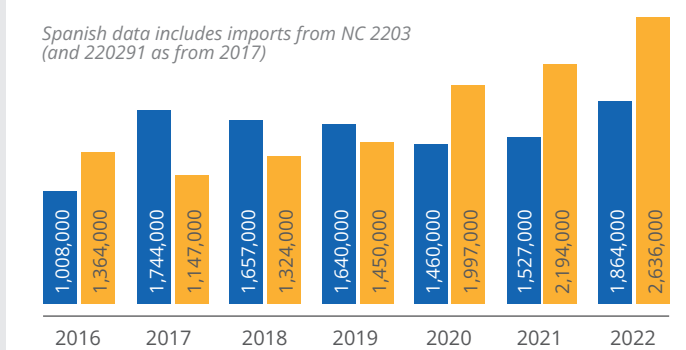
Spanish 'beer' comprises alcohol-free beer, non-alcohol and low alcohol beers and beer mixes (including Radlers)

CONSUMPTION (HECTOLITRES)



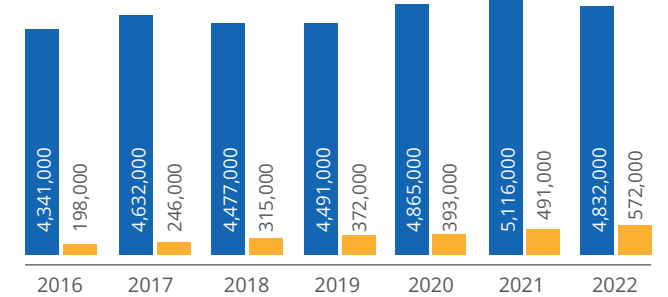
Spanish 'beer' comprises alcohol-free beer, non-alcohol and low alcohol beers and beer mixes (including Radlers)

EXPORTS (HECTOLITRES)



Spanish data includes imports from NC 2203 (and 220291 as from 2017)

IMPORTS (HECTOLITRES)



Spanish data includes imports from NC 2203 (and 220291 as from 2017)



CONSUMPTION ON-TRADE VS OFF-TRADE

59% | 41%

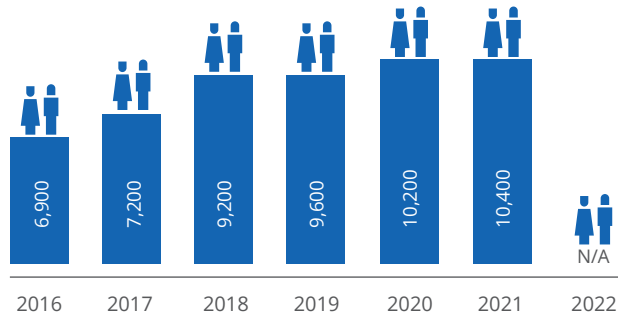


CONSUMPTION PER CAPITA

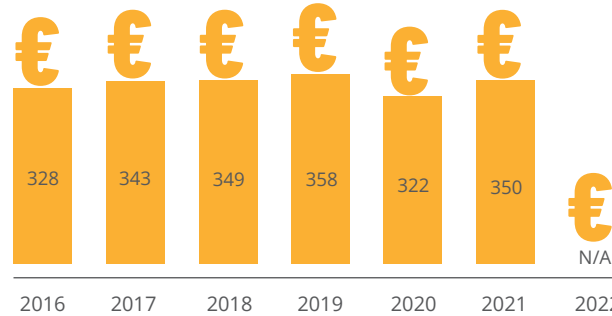
58 LITRES / YEAR



The Spanish info is provided by the Ministry of Agriculture



DIRECT EMPLOYMENT



EXCISE DUTY REVENUE (MILLION €)

Data as provided by the national association
Data as available from Spanish Treasury

NUMBER OF ACTIVE BREWERIES

297