

PRODUCTION

(HECTOLITRES)

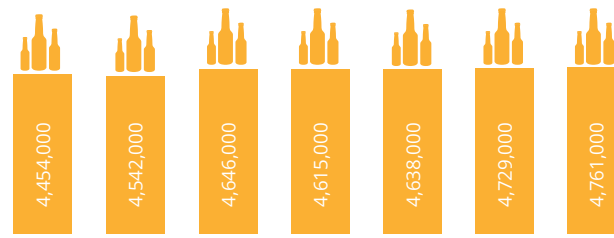


2016 2017 2018 2019 2020 2021 2022

Swedish 'beer' comprises alcohol-free beer, non-alcohol and low alcohol beers

CONSUMPTION

(HECTOLITRES)



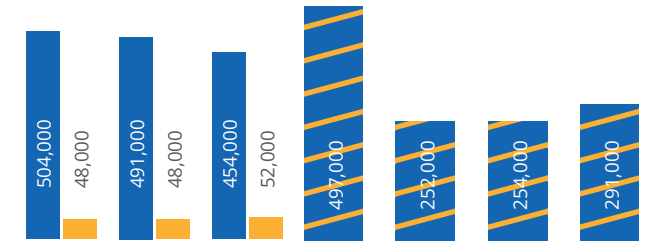
2016 2017 2018 2019 2020 2021 2022

Swedish 'beer' comprises alcohol-free beer, non-alcohol and low alcohol beers




EXPORTS (HECTOLITRES)

INTRA EU ■
EXTRA EU ■
INTRA EU + EXTRA EU ■



2016 2017 2018 2019 2020 2021 2022

IMPORTS (HECTOLITRES)



2016 2017 2018 2019 2020 2021 2022



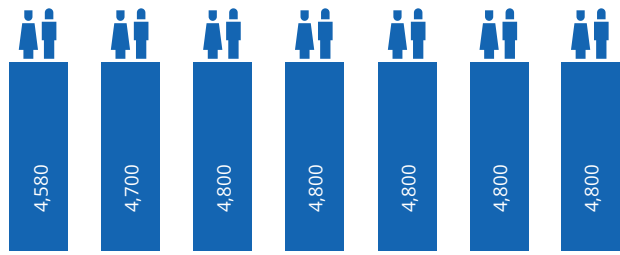
CONSUMPTION ON-TRADE VS OFF-TRADE

19% | 81%



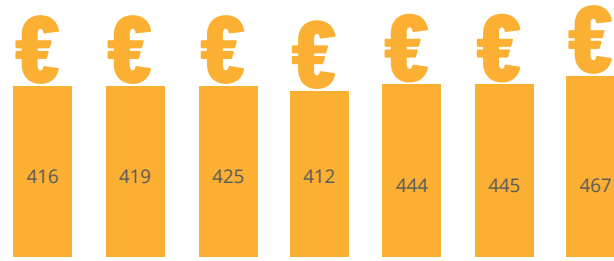
CONSUMPTION PER CAPITA

57 LITRES / YEAR



2016 2017 2018 2019 2020 2021 2022

DIRECT EMPLOYMENT



2016 2017 2018 2019 2020 2021 2022

EXCISE DUTY REVENUE
(MILLION €)

NUMBER OF ACTIVE BREWERIES

440