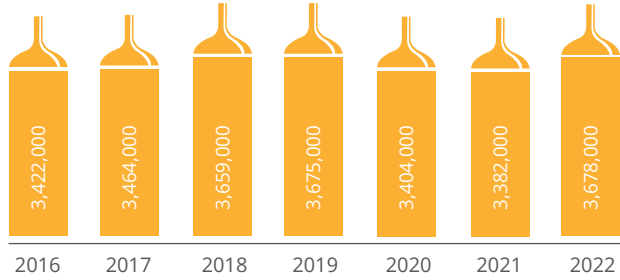


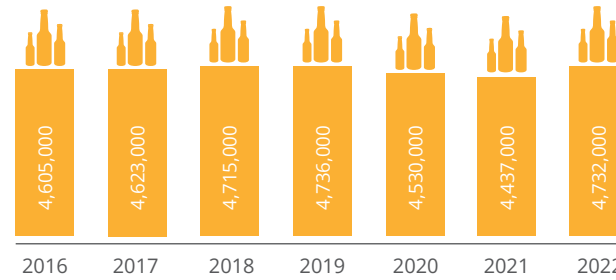
PRODUCTION

(HECTOLITRES)



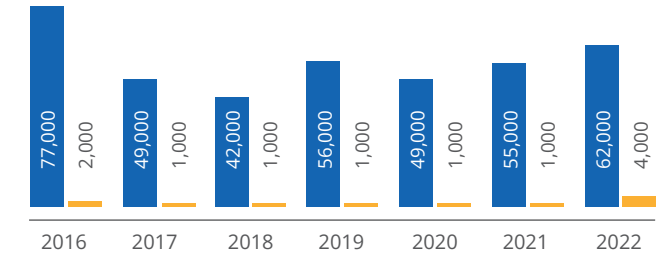
CONSUMPTION

(HECTOLITRES)



EXPORTS (HECTOLITRES)

TO EU ■
TO NON-EU ■
TO EU + TO NON-EU ■

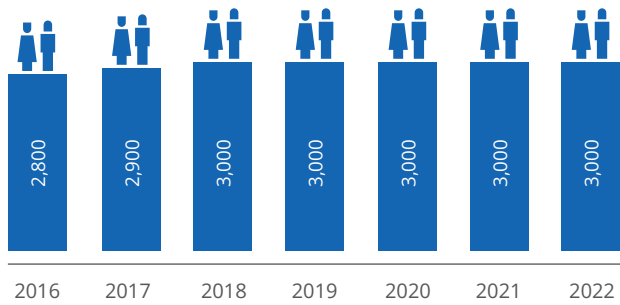


**CONSUMPTION
ON-TRADE VS OFF-TRADE**
33% | 67%

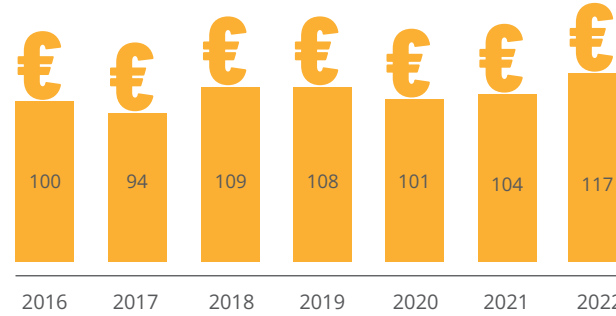


**CONSUMPTION
PER CAPITA**

54 LITRES / YEAR



DIRECT EMPLOYMENT

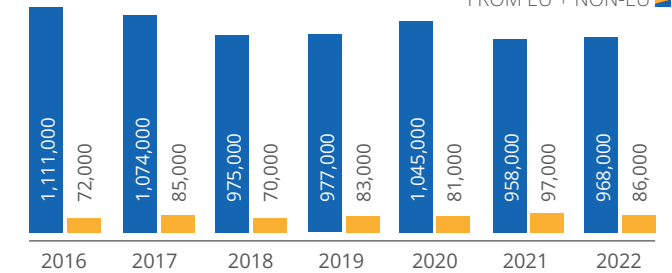


EXCISE DUTY REVENUE
(MILLION €)

IMPORTS (HECTOLITRES)



FROM EU ■
FROM NON-EU ■
FROM EU + NON-EU ■



**NUMBER OF
ACTIVE
BREWERIES**

1,230