



# KEY FIGURES 2023


CROATIA



THE BREWERS OF EUROPE

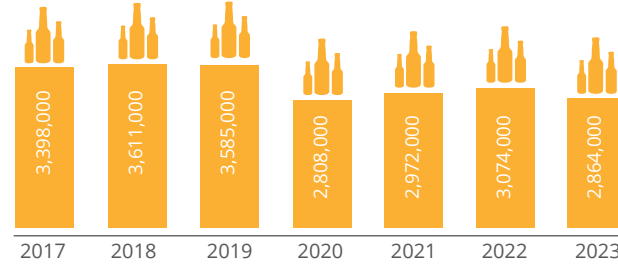
## PRODUCTION

(HECTOLITRES)



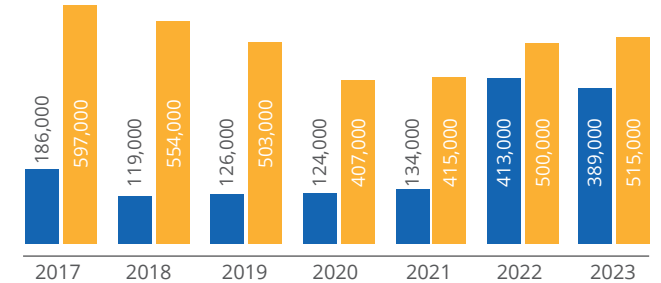
## CONSUMPTION

(HECTOLITRES)



## EXPORTS

INTRA EU  
EXTRA EU



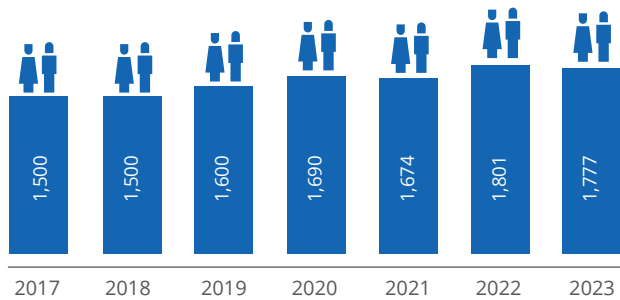
## CONSUMPTION ON-TRADE VS OFF-TRADE

N/A% | N/A%

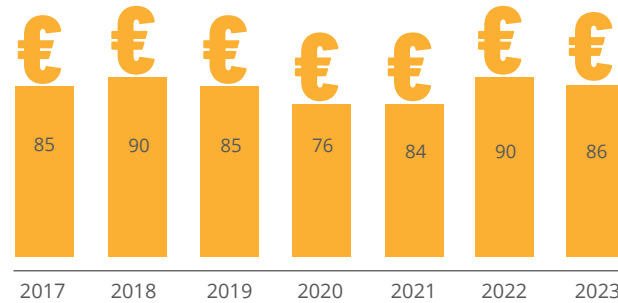


## CONSUMPTION PER CAPITA

74 LITRES / YEAR



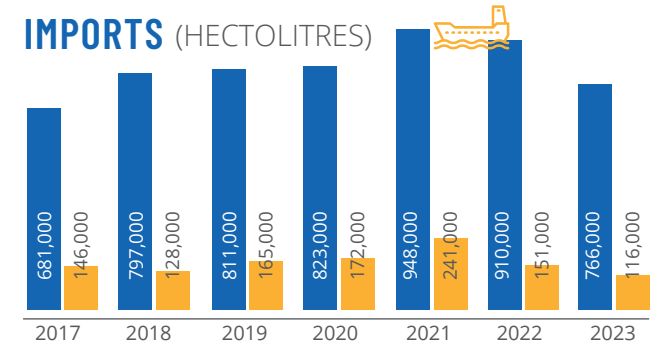
## DIRECT EMPLOYMENT



## EXCISE DUTY REVENUE (MILLION €)

## IMPORTS

(HECTOLITRES)



## NUMBER OF ACTIVE BREWERIES

106

