


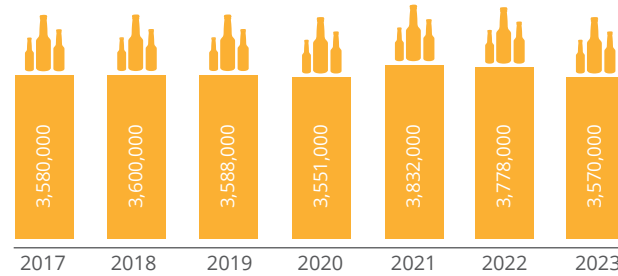
PRODUCTION

(HECTOLITRES)



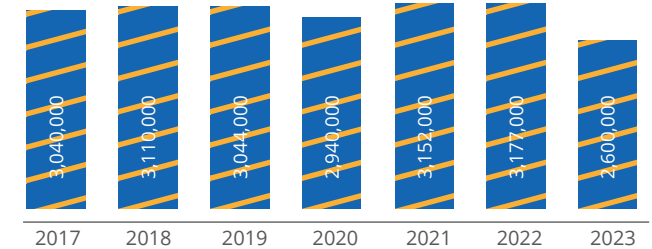
CONSUMPTION

(HECTOLITRES)

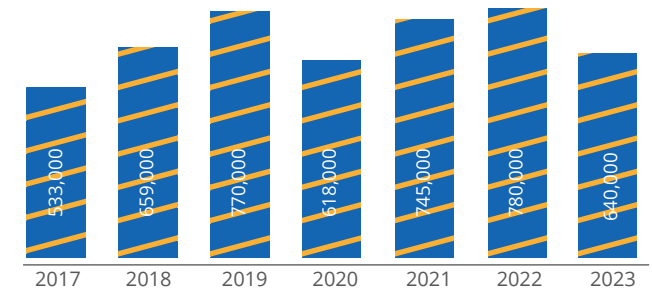


 **EXPORTS** (HECTOLITRES)

INTRA EU 
EXTRA EU 
INTRA EU + EXTRA EU 



IMPORTS (HECTOLITRES)



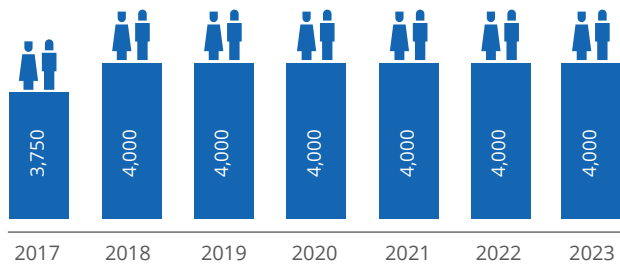
CONSUMPTION ON-TRADE VS OFF-TRADE

24% | 76%

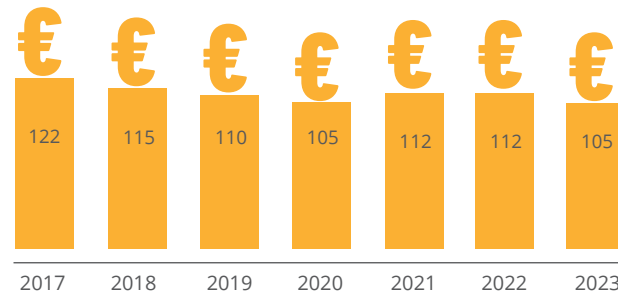


CONSUMPTION PER CAPITA

62 LITRES / YEAR



DIRECT EMPLOYMENT



EXCISE DUTY REVENUE
(MILLION €)

NUMBER OF ACTIVE BREWERIES

N/A

