



KEY FIGURES 2023


GERMANY



THE BREWERS OF EUROPE

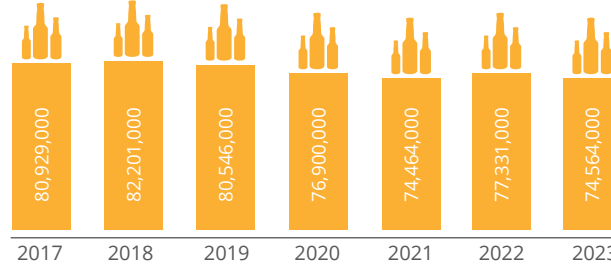
PRODUCTION

(HECTOLITRES)



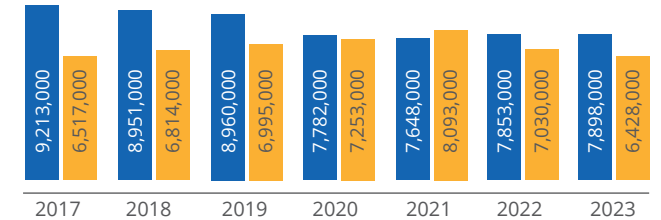
CONSUMPTION

(HECTOLITRES)



EXPORTS

INTRA EU
EXTRA EU



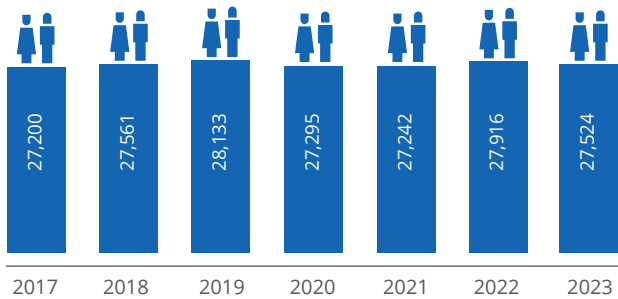
CONSUMPTION ON-TRADE VS OFF-TRADE

15% | 85%

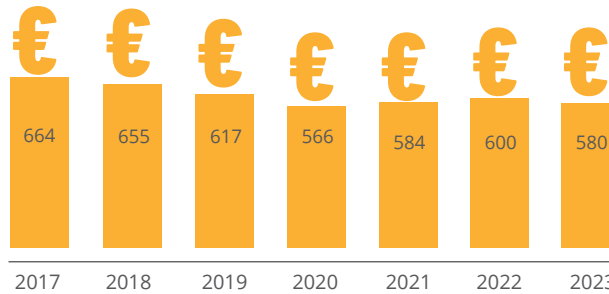


CONSUMPTION PER CAPITA

88 LITRES / YEAR



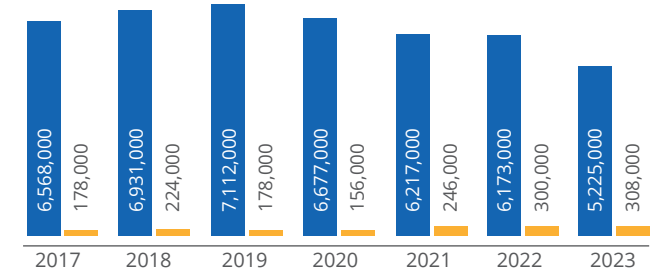
DIRECT EMPLOYMENT



EXCISE DUTY REVENUE (MILLION €)



IMPORTS



NUMBER OF ACTIVE BREWERIES

1,492