



# KEY FIGURES 2023

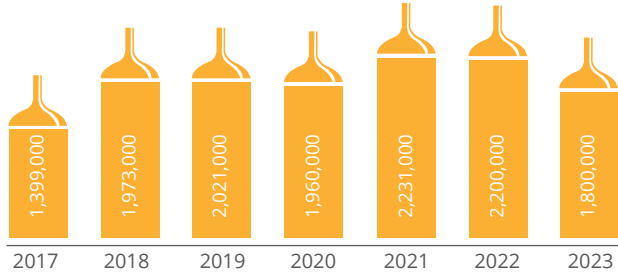
SLOVENIA



THE BREWERS OF EUROPE

## PRODUCTION

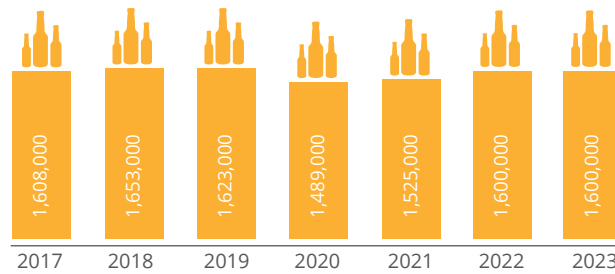
(HECTOLITRES)



Data does not cover craft brewer production which represents less than 1% of the market. Slovenian 'beer' comprises alcohol-free beer, non-alcohol and low alcohol beers and beer mixes (including Radlers).

## CONSUMPTION

(HECTOLITRES)



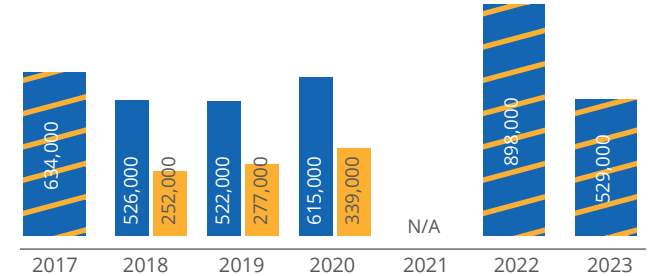
Data does not cover craft brewer production which represents less than 1% of the market. Slovenian 'beer' comprises alcohol-free beer, non-alcohol and low alcohol beers and beer mixes (including Radlers).



## EXPORTS

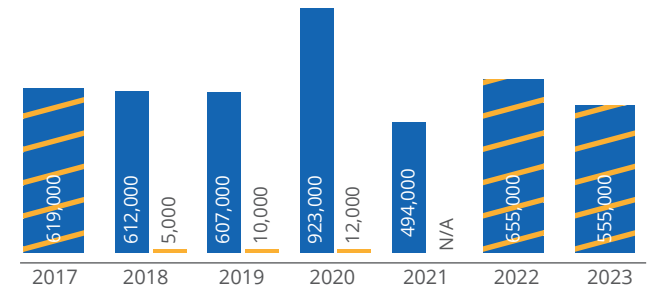
(HECTOLITRES)

INTRA EU  
EXTRA EU  
INTRA EU + EXTRA EU



## IMPORTS

(HECTOLITRES)



## CONSUMPTION ON-TRADE VS OFF-TRADE

36% | 64%

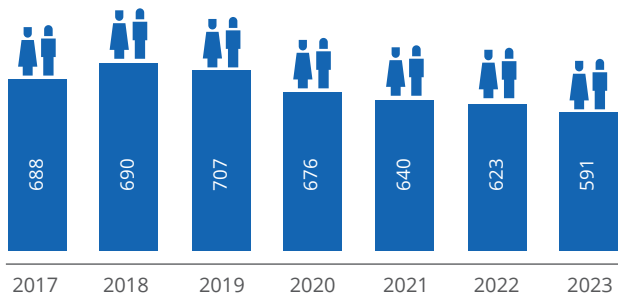


## CONSUMPTION PER CAPITA

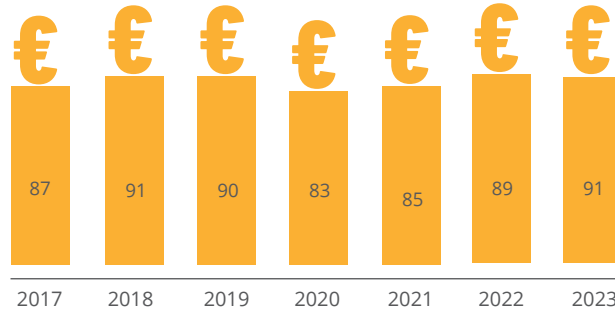
77 LITRES / YEAR



On total population basis



## DIRECT EMPLOYMENT



## EXCISE DUTY REVENUE (MILLION €)

## NUMBER OF ACTIVE BREWERIES

94