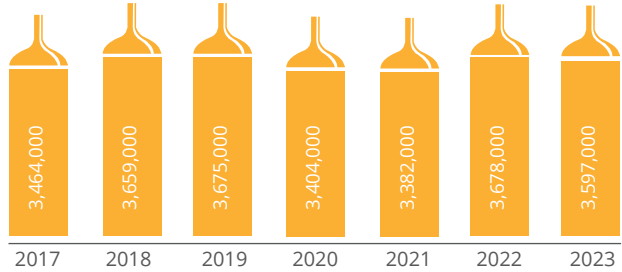


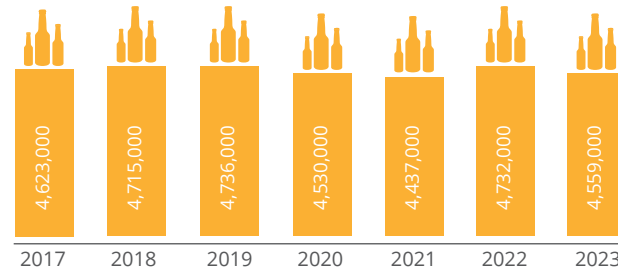
**PRODUCTION**

(HECTOLITRES)



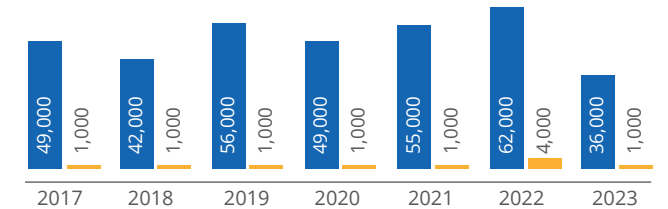
**CONSUMPTION**

(HECTOLITRES)



**EXPORTS** (HECTOLITRES)

TO EU ■  
TO NON-EU ■  
TO EU + TO NON-EU ■



**CONSUMPTION ON-TRADE VS OFF-TRADE**

32% | 68%



**CONSUMPTION PER CAPITA**

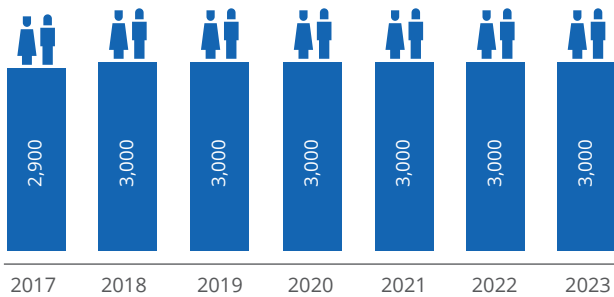
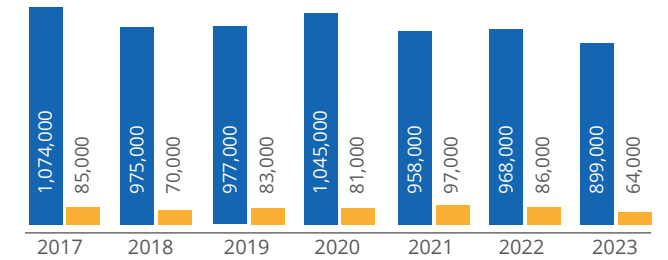
51 LITRES / YEAR



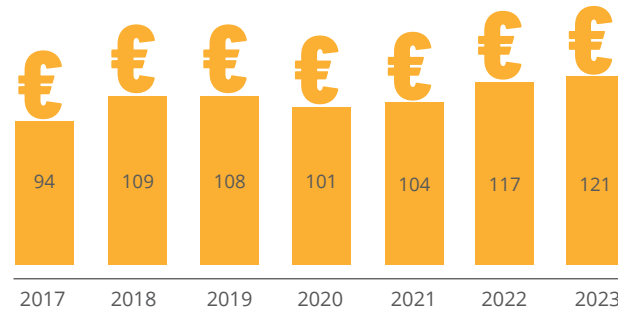
**IMPORTS** (HECTOLITRES)



FROM EU ■  
FROM NON-EU ■  
FROM EU + NON-EU ■



**DIRECT EMPLOYMENT**



**EXCISE DUTY REVENUE**  
(MILLION €)

**NUMBER OF ACTIVE BREWERIES**

1,230

