



PRODUCTION

(HECTOLITRES)



CONSUMPTION

(HECTOLITRES)





EXPORTS

(HECTOLITRES)

INTRA EU

EXTRA EU

N/A	N/A	N/A	N/A	N/A	N/A	N/A
2018	2019	2020	2021	2022	2023	2024

IMPORTS

(HECTOLITRES)



CONSUMPTION ON-TRADE VS OFF-TRADE

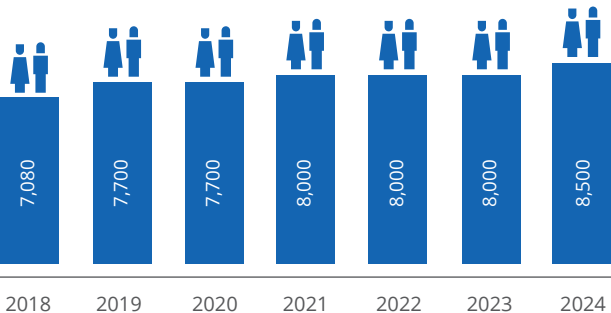
N/A%

N/A%

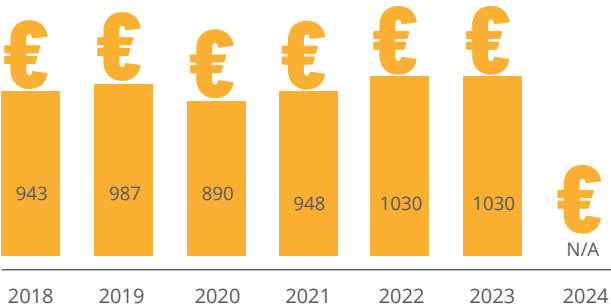


CONSUMPTION PER CAPITA

33 LITRES / YEAR



DIRECT EMPLOYMENT



EXCISE DUTY REVENUE

(MILLION €)

N/A	N/A	N/A	N/A	531,000	N/A	N/A
2018	2019	2020	2021	2022	2023	2024

