



# KEY FIGURES 2024


SWITZERLAND



THE BREWERS OF EUROPE

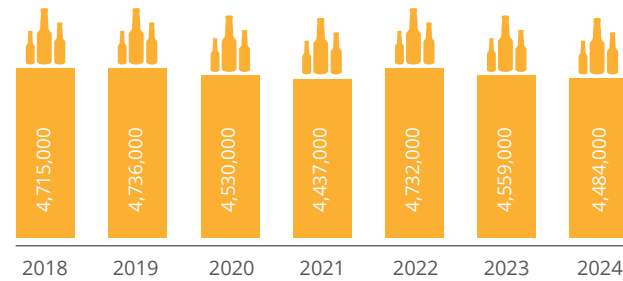
## PRODUCTION

(HECTOLITRES)



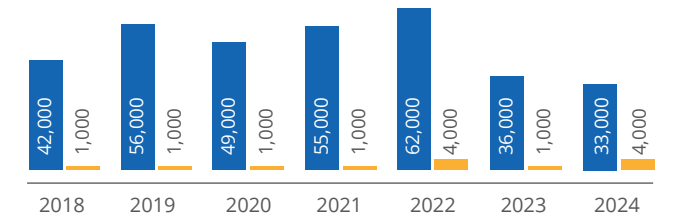
## CONSUMPTION

(HECTOLITRES)



## EXPORTS (HECTOLITRES)

TO EU ■  
TO NON-EU ■  
TO EU + TO NON-EU ■



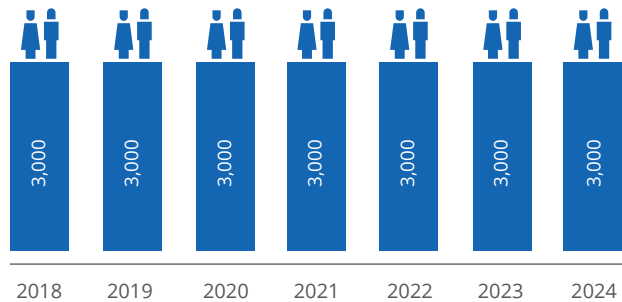
## CONSUMPTION ON-TRADE VS OFF-TRADE

31% | 69%

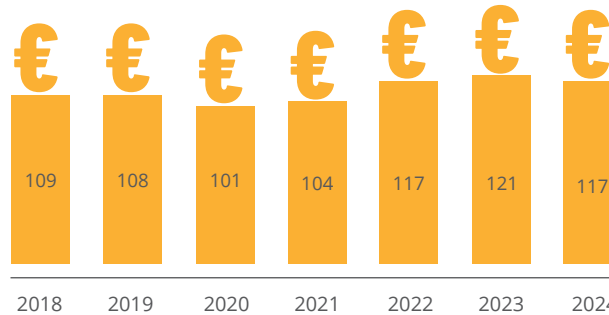


## CONSUMPTION PER CAPITA

49 LITRES / YEAR



## DIRECT EMPLOYMENT

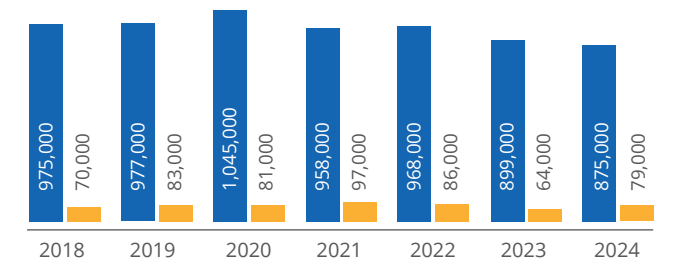


## EXCISE DUTY REVENUE (MILLION €)

## IMPORTS (HECTOLITRES)



FROM EU ■  
FROM NON-EU ■  
FROM EU + NON-EU ■



## NUMBER OF ACTIVE BREWERIES

1,166

